

CATALOGUE
ENGLISH



GRIZZLY™

ON DECK EQUIPMENT

101 000 MINI MOPPER



The **GRIZZLY** mini mopper features a hole every inch for ideal flow adjustment as well as a wide rear leg for stability and to avoid puncturing the roof membrane.

A split handle allows getting close to protrusions when mopping, and a single lifting eye makes hoisting much easier.

101 050 **SCREEN** sold separately



110 000 GRAVEL SPREADER

The **GRIZZLY** manual gravel spreader is 36" wide and will hold 6 cu. feet of either pea gravel or large ballast rock.

The adjustment of the dispensing door is simple and the handle is removable for storage. The rear wheel is offset for operator comfort.

Easy to push and operate, the manual spreader is a mate to the mini mopper.



121 000 MOP BUGGY

The **GRIZZLY** 24 gallon mop buggy will carry hot asphalt on small or large jobs safely and effectively. Its wheels are set back to make it easy to pull it onto insulation.

The handle is reinforced and is made like a "T" to keep it from slipping when pulling. The rim is rolled to reduce mop drag. The mop buggy comes equipped with a single lifting eye.



GRIZZLY™
GRIZZLY EQUIPMENT
1-888-325-9953



140 000 LG 18 TRAILER

The **GRIZZLY** little giant trailer is an all purpose trailer that can be loaded with rolled goods, plywood, insulation, debris and even a 55 gallon insulated tank when fitted with the proper channels and tank rods.

The LG 18 trailers feature 18 X 8.50-8 wheels and can be attached to one another to be used as a convoy. The drop handle acts like a brake when dropped.

141 000 LG 8 TRAILER

The **GRIZZLY** little giant trailer is an all purpose trailer that can be loaded with rolled goods, plywood, insulation, debris and even a 55 gallon insulated tank when fitted with the proper channels and tank rods.

The LG 8 trailers feature 400 X 4.80-8 wheels and can be attached to one another to be used as a convoy. The drop handle acts like a brake when dropped.



144 000 UTILITY CARRIER

The **GRIZZLY** utility carrier can be used to transport all kinds of materials on the roof in addition to its principal use of safely transporting an insulated tank containing hot asphalt. Sold with channels and tank rods. This carrier is compact and very manoeuvrable because of its heavy duty swivel front wheel.



145 500 INSULATED HOT TANK

GRIZZLY insulated tanks are manufactured using all new materials, not recycled 55 gallon drums. All our tanks are water tested for leaks before they are insulated and jacketed. The hot tanks can be mounted on different machines such as:

- 140 000 and 141 000 Little giant trailers
- 144 000 Utility carriers
- 330 000, 332 000 and 333 000 Workhorses
- 340 000 Predators





147 000 HOT STUFF CARRIER

The **GRIZZLY** vertical hot lugger was designed to allow a compact and efficient way of supplying hot asphalt on the roof. It is also a great way to hoist hot asphalt directly to the roof for small repairs without having to set up the roofline.

The **GRIZZLY** vertical lugger is insulated and fully welded to keep its insulation dry, its rear swivel wheel features a parking wheel lock.

152 000 TILT'N GO

The Tilt'N Go is very simple to use. Simply deposit 1, 2 or 3 cans in the Tilt'N Go, bore the cover with one or more holes, depending on the viscosity of the product with the provided punch and tilt the cans to pour product.

When finished or if you want to stop, simply return to the raised position. A clean and efficient way of applying glues, adhesives, primers, re-saturates, etc.



180 000 TRASH CHUTE HOPPER

Heavy duty metal hopper for standard chutes.

- 3 rings for chute chains
- Wide mouth with sides
- Light weight and durable
- Can support up to 30 chutes.



GRIZZLY™
GRIZZLY EQUIPMENT
1-888-325-9953

202 000 WHEELBARROW

The real roofer's wheelbarrow has been made even better. We have increased the length of the protective nose piece to keep the wheelbarrow from rolling back when dumping.

Very well balanced, it will save your back!! It is provided with a lifting ring. Once you use this wheelbarrow you won't go back to any other.



203 000 WHEELBARROW

The real roofer's wheelbarrow has been made even better. We have increased the length of the protective nose piece to keep the wheelbarrow from rolling back when dumping. Very well balanced, it will save your back!! It is provided with a lifting ring. Once you use this wheelbarrow you won't go back to any other.

The 203 000 wheelbarrow is fitted with extra wide 18 X 8.50-8 wheels for use on EPDM or any other surface where spreading the weight is important.

220 000 VOYAGER 1

A safe and easy way to transport a 100 lbs propane tank to and around the roof. The single voyager was designed to carry one propane tank securely nestled inside its frame and held in place by chains.

Hooks are provided to keep your torch and hose from dragging on the roof. You can even carry a fire extinguisher. Features a lifting ring to safely lift the voyager 1 and tank to the roof and a bent lip to avoid damaging the roof membrane.





221 000 VOYAGER 2

A safe and easy way to transport two 100 lbs propane tank to and around the roof. The single voyager was designed to carry one propane tank securely nestled inside its frame and held in place by chains.

Hooks are provided to keep your torch and hose from dragging on the roof. You can even carry a fire extinguisher. Features a lifting ring to safely lift the Voyager 1 and tank to the roof and a bent lip to avoid damaging the roof membrane.

225 000 TRANSPORTER

The **GRIZZLY** Transporter is the ideal way to move insulation, tentest, felt, etc. around the roof with ease.

The **GRIZZLY** Transporter has a maximum capacity of 800 lbs and is equipped with 18 X 8.50-8 pneumatic wheels to protect the roof membrane. The transporter is available in three models.

225 000: Transporter with swivel rear wheels.

226 000: Transporter with fixed rear wheels.

227 000: Transporter without rear wheels.



225 000



225 000



227 000



GRIZZLY™
GRIZZLY EQUIPMENT
1-888-325-9953

301 000 ROOF CUTTER

A proven design, great for any size job. The single cutter is available with either a GX270, GX340 or GX390 Honda engine.

A remote air breather helps keep dust particles away from engine. A centered lifting ring makes it quick and easy to lift to the roof.



303 500 PIRANHA ROOF CUTTER

The Piranha roof cutter from **GRIZZLY** is the best cutter you can find. We have equipped it with an GX340 Honda engine, a single lifting ring, a machined depth control arm, and a floating blade cover for safety.

A remote air breather is placed high, away from the dust. Changing V-belts has never been easier, simply relieve the belt tensioner and replace the old belts with new belts.



303 800 PIRANHA ROOF CUTTER C/W CH20S KOHLER ENGINE

A roof cutter with guts. This cutter was developed for hard to cut roofs like rubberized asphalt roofs or multilayered roofs. The Piranha roof cutter with its CH20S KOHLER 2 cyl. electric start engine doesn't fear hard work. It features three belts with tensioner and a removable gas tank.



304 000 MINI ROOF CUTTER

This **GRIZZLY** mini cutter has a GX200 Honda engine and is perfect for tight spots. The handle is adjustable and can fold down to allow cutting under structures that have 18" clearance.

The floating blade guard can be raised for inspecting and changing the blade. The mini cutter is very light, making it ideal for small crews, repair crews and small areas. This cutter can be lifted to the roof using a ladder hoist as long as it is held securely of course.



320 000 HYDRAULIC ROOF REMOVER

GRIZZLY's hydraulic roof remover is loaded with innovations. This machine is fully hydraulic, no differentials or transfer cases. Two hydraulic motors drive the wheels and the blade is driven from a third hydraulic motor. The engine is GX340 by Honda.

This technology provides **GRIZZLY** with the advantage of controlling each of the wheels individually to allow forward, reverse and even turning, an industry first! The direct drive on the blade allows for stroke control going from 0 strokes per minute to about 400 strokes per minute. The operator now has control over this crucial part of the roof removing process knowing that light concrete and polystyrene will rip off at different settings, another industry first. Wide tires provide excellent traction and spread the weight.

Length: 72"
Width: 32"



330 000 WORKHORSE

Equipped with a GX160 Honda engine, this Workhorse can handle a number of jobs. The Gravel spreader attachment will spread large or pea gravel. The dump tray attachment is used for moving debris or material and the hot tank will supply hot asphalt on larger jobs. The **GRIZZLY** Workhorse has an independent brake and clutch mechanism that can be easily adjusted.

OPTIONS

- 145 500: 55 gal. insulated tank
- 330 100: Tank channel
- 330 500: Gravel spreader
- 330 700: Dump tray



330 000 + 145 500



330 000 + 330 700



GRIZZLY™
GRIZZLY EQUIPMENT
1-888-325-9953

332 000 HYDRAULIC WORKHORSE GX270 HONDA ENGINE

This machine is equipped with a hydraulic dump tray which allows a greater load capacity since the operator does not need to raise the tray physically. The operator controls forward and reverse using only one progressive control lever allowing smooth departures and stops with precision.

The brake is locked and un-locked automatically.
The dump control lever is also smooth and precise.



All options are sold separately.

333 000 WHEELS UNDER WORKHORSE

The wheels under Workhorse has the same great features as the 330 000 Workhorse but has its wheel set under its frame for a more compact and narrower unit. It uses the same attachments as the regular Workhorse except for the 333 500 gravel spreader which is specifically made for it. Equipped with a GX160 Honda engine, this Workhorse can handle a number of jobs.

The gravel spreader attachment will spread large or pea gravel. The dump tray attachment is used for moving debris or material and the hot tank will supply hot asphalt on larger jobs. The **GRIZZLY** Workhorse has an independent brake and clutch mechanism that can be easily adjusted.



333 000 + 333 500 + 330 700

340 000 PREDATOR

GRIZZLY has developed the Predator, a rugged and very efficient machine engineered to be simple to operate and maintain and compact enough to work in tight areas.

With its differential and rear swivel wheel the Predator has a zero turning radius. When you combine the Predator's 36" overall width to its manoeuvrability the Predator can work in places others only dream about.

The Predator is an ideal machine to haul material, may it be debris, stone, sand, cement, dirt, rolled goods, boxes, plants, insulation, you name it, it will carry it!!!

The Predator's many attachments will help you do the job without headaches or backaches.



AVAILABLE ATTACHMENTS (Sold separately)

- 340 300 Hot tank support
- 340 400 Platform with swivel wheels
- 340 450 Engine guard
- 340 500 Gravel spreader
- 340 700 Dump tray
- 340 800 Deep tray 30"



350 000 ROOF PLANER

For large or small jobs, can get you to within an inch of walls or curbs.

The **GRIZZLY** Planer runs smoothly minimizing operator fatigue and producing a table top smooth finish. With the new height adjustment handle, height adjustment is now as easy as turning a handle. This Planer features a GXV340 Honda engine and four carbide pins that are very solid and durable. A single lift ring allows safe and easy hoisting to the roof.



GRIZZLY™
GRIZZLY EQUIPMENT
1-888-325-9953

360 000 36" SWEEPER

The **GRIZZLY** 360 000 Power Sweeper sweeps to the left, right and straight ahead by simply moving the selector to the desired position. The brush is a 36" X 18" poly/wire mix to efficiently sweep both gravel and dust. The brush cover is reinforced and the control cables are easily adjustable.



370 000 SWEEPER

The 370 000 36" sweeper comes complete with a GX270 Honda engine. This sweeper can be easily manoeuvred and controlled. There are three sweeping positions with the steel and nylon brush producing a clean surface.



372 000 HYDRAULIC SWEEPER

This **GRIZZLY** hydraulic sweeper features a GX390 Honda engine that powers a 44" brush through a reliable hydraulic system. It has forward/reverse movement as well as 3 sweeping positions. Its caster wheels allow easy adjustment of the pressure on the brush. With this hydraulic sweeper you won't have to worry about changing belts ever again.

Three lift rings allow easy lifting to the roof. The brush is a 44" X 18" poly/wire mix for durability and efficient sweeping of gravel and dust.



**385 000 PRIMER SPRAYER**

This machine will spray asphalt primer on large jobs to eliminate the need to apply the primer with rollers. The **GRIZZLY** primer sprayer features a 20 gallon capacity tank with filling hole and removable top.

A pressure regulator allows adjusting the pressure to your various needs. The hose is 50' long and a GX120 Honda engine powers it all.

**391 000 SEAM ROLLER**

An excellent way to seal your seams without air pockets or fish mouths. A rotating disc with rollers applies uniform pressure to the width of the seam pushing out air bubbles and pressing down fish mouths.

No more working on your hands and knees and no more backaches. This **GRIZZLY** seam roller features a Honda engine and a single lift ring for safety.



GRIZZLY™
GRIZZLY EQUIPMENT
1-888-325-9953

410 000 G41

How about a machine that can pick-up, push, sweep, tear-off, carry, move, dump, lift, dig, etc... and do it safely with minimal maintenance.

The G41 is the lightest machine in its class, while being very powerful. Its CH20S Kohler engine offers tons of torque and a 2 year commercial warranty.



ASK FOR THE BROCHURE!

It is also equipped with a universal attachment adaptor that allows the use of dozens of accessories.

The G41 features 4 independent hydraulic wheel motors that require no chains, and therefore no adjustments nor tensioning of these chains, eliminating the lag from loose chains. The controls keep their precision and the operator keeps working, reducing down time.

Safety is enhanced by placing the operator on a platform at the back of the machine, allowing the operator to "Step-off" in case on an emergency.

The operator's feet are also protected from the machine's moving wheels and ergonomic levers permit comfortable and precise use of the controls.

This configuration also keeps the bucket away from the operator, keeping falling debris away from the operator's hands and head.

Maintenance is made easy by putting everything within reach.

Weight : 1190 lbs
With bucket: 1310 lbs



**501 000 TT600 HOIST**

The **GRIZZLY** TT600 hoist has a 600 lbs lifting capacity. Its front and rear legs are adjustable in height and its front leg has two gates.

The rear leg base is designed to receive **GRIZZLY** 597 000 counterweights (sold separately).

The standard power unit features a GX270 Honda engine and a bearing mounted drum with pawl and spring, and a 200' x 3/16" aircraft cable. The engine is fixed to the chassis and a clutch mechanism, with idler, pulls the load up. The hoist is supplied with block, pins and hook.

For even more load control we suggest the optional **GRIZZLY** 503 500 hydraulic power unit featuring a 9 HP Honda engine and smooth starts and stops, better precision and powered descents.



503 500
HYDRAULIC POWER UNIT

502 000 TT1000 HOIST

The **GRIZZLY** TT1000 hoist has a 1000 lbs lifting capacity. Its front and rear legs are adjustable in height and its front leg has two gates.

The rear leg base is designed to receive **GRIZZLY** 597 000 counterweights (sold separately).

The standard power unit features a GX270 Honda engine and a bearing mounted drum with pawl and spring, and a 200' x 3/16" aircraft cable. The engine is fixed to the chassis and a clutch mechanism, with idler, pulls the load up. The hoist is supplied with block, block with hook and pins.

For even more load control we suggest the optional **GRIZZLY** 503 500 hydraulic power unit featuring a 9 HP Honda engine and smooth starts and stops, better precision and powered descents.



597 000
COUNTERWEIGHTS



GRIZZLYTM
GRIZZLY EQUIPMENT
1-888-325-9953

501 300 FORK

This **GRIZZLY** hoist fork makes lifting material much easier than wrapping a hoist cable around the material. Two flip back stoppers keep the rolled goods safely inside. Work is accelerated and damage to the cable and material is reduced.



501 450 SUPER GRAVEL BUCKET

The **GRIZZLY** super gravel bucket is a heavy duty bucket with a round base that will not damage the roof surface and that serves as a guide to the sliding door. Its funnel shape concentrates the dispensing of the gravel to avoid spilling the gravel to the sides of the wheelbarrow or gravel spreaders.

501 480 GRAVEL BUCKET

The **GRIZZLY** 800 LBS capacity gravel bucket is only 27-3/4" in height at the lip for easy loading. Its funnel shape with guided traps door makes it a sturdy piece of equipment.



501 490 GRAVEL BUCKET

The **GRIZZLY** 1600 LBS capacity gravel bucket is only 30-1/4" in height at the lip for easy loading. Its funnel shape with guided trap door makes it a sturdy piece of equipment.

511 000 250 LBS LADDER HOIST

The **GRIZZLY** 250 LBS capacity ladder hoist is the ladder hoist of choice available in a 28' or 44' version with either GX120 or GX160 Honda engine. The base section is reinforced every 4 feet for added lateral stability and the rungs are offset to give it more rigidity. The platform has nylon wheels to minimize wear on the aluminum. The sections are connected by a single splice plate per side to simplify its use. The power unit has a clutch and a brake system that is easy to adjust.

The ladder hoist comes complete with a power unit, platform, top bracket, pulley and sections.

A **GRIZZLY** 511 100 telescopic support is included with the 44' ladders.



511 500 / 512 500
POWER UNIT

512 000 400 LBS LADDER HOIST

The **GRIZZLY** 400 LBS capacity ladder hoist is the ladder hoist of choice available in a 28' or 44' version with either GX120 or GX160 Honda engine.

The base section is reinforced every 4 feet for added lateral stability and the rungs are offset to give it more rigidity. The platform has nylon wheels to minimize wear on the aluminum. The sections are connected by a single splice plate per side to simplify its use. The power unit has a clutch and a brake system that is easy to adjust.

The ladder hoist comes complete with a power unit, platform, top bracket, pulley and the sections.

A **GRIZZLY** 511 100 telescopic support is included with the 44' ladders.



511 050 / 512 050 GRAVEL BUCKET

Opens automatically as bucket reaches top of ladder.

511 050: 250 lbs capacity

512 050: 400 lbs capacity

WEIGHT:	511 050	40 LBS
	512 050	60 LBS



511 500 / 512 500 POWER UNIT FOR LADDERS

- GX120 or GX160 Honda engine
- Fixed engine with idler clutch
- Kevlar jacketed V-belt
- 3/16" X 130' aircraft cable
- Can be installed on other makes of ladder hoists

WEIGHT:	511 500	125 LBS
	512 500	130 LBS

511 100 LADDER SUPPORT

Will help support the ladder when ladder is used at more than 28' or when ladder is used at greater inclination than normal.

Support is attached to the ladder at one end with the other end at the junction between the building wall and the ground so not to damage the wall surface.

- Telescopic



**530 500 HAND HOIST**


The **GRIZZLY** 300 LBS capacity hand hoist is ideal for lifting lightweight material and equipment quickly and safely to the roof.

599 000 gin wheel and 597 000 counterweights are required and are sold separately.

531 000 MANUAL SWING HOIST

On the 300 LBS capacity **GRIZZLY** swing hoist the boom and operator fence can be mounted so boom will swing left or right to unload material or equipment on the roof.

599 000 gin wheel and 597 000 counterweights are required and are sold separately.



The 599 000 pulley is sold separately

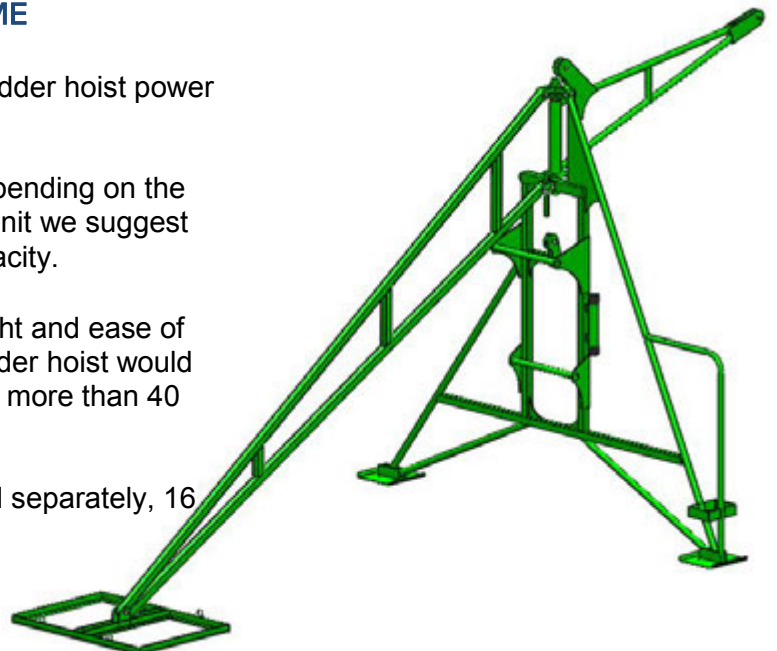
532 000 MECHANICAL SWING HOIST FRAME

This innovative swing hoist frame uses your own ladder hoist power unit to hoist merchandise to and from the roof.

The hoist will have 250 lbs. or 400 lbs. capacity depending on the power unit being used. If you do not own a power unit we suggest our model 512 500 which will give you 400lbs capacity.

This hoist is very practical because of it's light weight and ease of use. It will allow you to work in areas where the ladder hoist would not be the solution as for example on roofs that are more than 40 feet high.

18 counterweights (597 000) are required and sold separately, 16 on the rear leg and two on the front.



GRIZZLY™
GRIZZLY EQUIPMENT
1-888-325-9953



590 000 TRASH TRAY

GRIZZLY's 590 000 trash tray has a capacity of 1000 lbs and can be used with track hoists, swing hoists or cranes and is supplied with a sling that can be unhooked easily for emptying.

597 000 COUNTERWEIGHTS

GRIZZLY's 597 000 counterweights are made of a solid piece of steel for durability and fit perfectly inside the various **GRIZZLY** hoist bases.

They may also be used wherever a counterweight is required. A hole is provided as a handle for ease of transport and they are stamped "55 lbs".

GRIZZLY counterweights will last a lifetime!



598 000 LADDER WHEEL

The **GRIZZLY** ladder wheel is made to be installed on 2 standard ladder rungs and the handle is used to push the ladder away from the roof in order to recuperate the merchandise being lifted.

Holes are provided if the use of spring pins would be needed.



599 000 12" GIN WHEEL WITH HOOK

All purpose gin wheel, can be used with 530 500 and 531 000 hand hoists.

- Heavy duty
- Aluminum wheel
- Ball bearings





601 000 ROOFLINE & ACCESSORIES

GRIZZLY offers a complete range of pipes, fittings and accessories for asphalt transfer.



601 001 + 602 001



601 201

603 000 45 GALLON PATCH POT

On small jobs the 45 gallon patch pot is a labour saving piece of equipment. The patch pot uses vapour propane and is ideal for small patch work, flashing curbs and vents.

The unit comes complete with: burner, hose, regulator, thermometer and 2" draincock.



615 000 160 GALLON KETTLE

Small in size, big in quality, the **GRIZZLY** 160 gallon kettle features a round tube factory tested heating unit that helps retain heat, one piece chimney cover, anti-splash dual lids, front industrial jack leg and rear stabilizer leg.

This kettle is ready to work with its burner hose and regulator, thermometer and 2-1/2" draincock.




GRIZZLY™
GRIZZLY EQUIPMENT
1-888-325-9953

All **GRIZZLY** kettles are built to offer years of dependable and productive service. The heart of any kettle is its heating unit. That is why all **GRIZZLY** kettles have heating units made of factory tested round pipe. All our kettles are loaded with standard features such as a GX270 Honda engine coupled to a 60 GPM pump and safety flow valve secured on three points, lockable one piece chimney cover, anti-splash lids and engine cover. An adjustable hitch, chains and brakes make towing safer and easier. Electrical wires are run through tubes and the side marker and fender lights are recessed for protection. Burners, hoses, regulator, draincock and thermometer are included.

625 000 - 300 GALLON



635 000 - 400 GALLON



650 000 - 600 GALLON



680 000 - 800 GALLON



801 000 TEAR OFF RIPPER

GRIZZLY's 801 000 tear off ripper is strong and efficient; it has reinforced handles and steel wheels. The blade can be installed facing up for storage and can be replaced if needed.



801 500 TEAR OFF RIPPER

The **GRIZZLY** 801 500 tear off ripper features semi-pneumatic wheels. It is longer and wider than the which offers more room and comfort for taller users. Its back is convex for added leverage when ripping.


802 000 / 803 000 SCRAPER



804 000 SKIMMER

This tool enables easy cleaning, skims debris from inside the kettle.

- Heavy duty construction



GRIZZLY™
GRIZZLY EQUIPMENT
1-888-325-9953

806 000 CORE CUTTER

With the **GRIZZLY** core cutter, you can take samples of roofs to quote and avoid surprises. Make sure you know what's there before you submit a price for the work you are going to perform.

This core cutter is very compact, it can be taken apart and all its parts fit inside the main tube



807 000

807 000 / 808 000 / 810 000 SEAM ROLLERS

GRIZZLY offers four models of seam rollers. Ideal to help you seam while standing up or to apply pressure to self-adhered membranes. The 18" seam roller is made of a single piece to avoid creating ridges in the membrane.



808 000



810 000

WEIGHT:

807 000: 16" seam roller (heavy)
808 000: 18" seam roller (full)
810 000: 6" seam roller (full)

92 LBS
42 LBS
16 LBS

820 000 SAFETY BUCKET HANDLE



This safety bucket handle is used around a regular 5 gal. can to give it a sturdier handle.

Solid and re-usable. Greatly reduces the risk of using the handle supplied with pail which is not intended for repeated use.

821 000 SAFETY BUCKET

Heavy duty safety buckets specifically made to transport asphalt safely.

- « V » shaped into handle to automatically center cable or hook when lifting bucket.
- Bottom handle for emptying of bucket.
- Flat bottom
- Reinforced edge



822 000 SAFETY BUCKET WITH LID

Heavy duty safety buckets specifically made to transport asphalt safely.

- « V » shaped into handle to automatically center cable or hook when lifting bucket.
- Bottom handle for emptying of bucket.
- Flat bottom
- Reinforced edge

The 822 000 bucket is supplied with hinged lid for added safety and protection from splashing

825 000 ROOF BRACKET

Roof bracket for shinglers. Can be used on all slopes including 12/12 pitch. They can be removed without raising or damaging shingles.

- 2 X 10 45 deg.





850 000 GUARD RAIL SYSTEM

GRIZZLY proposes an effective guard rail system. It is compact and economic, made of two parts, the post and the clamp.

All you need to do is to tighten the clamp on the parapet wall and fix it mechanically, and then insert the post. Join the posts using 2 X 4 X 8' lumber.

If the use of clamps is not possible, the posts could be used without the clamps by screwing them directly to the parapet wall or use the guard rail wall mount bracket (sold separately).

851 000 SAFETY BASE C/W POST

Perimeter warning line system consisting of a post with hook and a base.

- Ideal for banners, safety tape or rope
- Can be dis-assembled for easy storage
- Can be used around kettles or tankers to keep pedestrians away.
- Can signal roof openings, restricted areas, etc.



861 000 HERCULES MOBILE ANCHORING SYSTEM

HERCULES is ready to use immediately when placed on the roof. The system can be easily installed and removed, since no assembly or counterweights are required compared to other systems in the market. Easily moved and set up by one person, this fall arrest system becomes stationary by simply raising the wheels.



ASK FOR THE BROCHURE



The HERCULES is suitable for roofers, tinsmiths, electricians, air conditioning or heating specialists and for all workers whose duties require them to work on a roof.

MODEL	DESCRIPTION	WEIGHT	MODEL	DESCRIPTION	WEIGHT
101 000	Mini mopper 40"	80 lbs	502 000	TT1000 Hoist	565 lbs
102 000	Mini mopper 36"	80 lbs	502 500	TT1000 power unit GX270 Honda	215 lbs
104 000	Mini mopper 48"	80 lbs	503 500	TT1000 hyd Power unit GX270 Honda	260 lbs
110 000	Gravel spreader	115 lbs	511 000	250 lbs Ladder Hoist 28'	236 lbs
121 000	Mop buggy	80 lbs	511 000	250 lbs Ladder Hoist 44'	316 lbs
140 000	LG18 Trailer	190 lbs	511 050	Gravel bucket 250 lbs	40 lbs
141 000	LG8 Trailer	158 lbs	511 100	Ladder Support	45 lbs
144 000	Utility carrier	105 lbs	511 500	Power Unit (Honda GX120)	125 lbs
145 500	Insulated hot tank	72 lbs	512 000	400 lbs Ladder Hoist 28'	282 lbs
147 000	Hot stuff carrier	165 lbs	512 000	400 lbs Ladder Hoist 44'	377 lbs
150 000	Glue applicator	80 lbs	512 050	Gravel bucket 400 lbs	60 lbs
152 000	Tilt'N Go	120 lbs	512 500	Power Unit (Honda GX160)	130 lbs
180 000	Trash chute hopper	100 lbs	530 500	Hand Hoist	110 lbs
202 000	Wheelbarrow	70 lbs	531 000	Manual Swing Hoist	125 lbs
203 000	Wheelbarrow	86 lbs	532 000	Mech. Swing Hoist Frame	215 lbs
220 000	Voyager 1	50 lbs	590 000	Trash tray	125 lbs
221 000	Voyager 2	75 lbs	597 000	Counterweights	55 lbs
222 000	Bottle warmer	210 lbs	598 000	Ladder wheel	15 lbs
225 000	Transp. with swivel rear wheels	145 lbs	599 000	12" Gin wheel with hook	10 lbs
226 000	Transp. with fixed rear wheels	140 lbs	603 000	45 gal. Patch pot	260 lbs
227 000	Transp. without rear wheels	110 lbs	615 000	160 gal. Kettle	1100 lbs
301 000	Roof cutter (Honda GX270)	220 lbs	625 000	300 gal. Kettle	2002 lbs
301 500	Roof cutter (Honda GX340)	230 lbs	635 000	400 gal. Kettle	2300 lbs
301 600	Roof cutter (Honda GX390)	230 lbs	650 000	600 gal. Kettle	3498 lbs
303 500	Piranha Roof cutter (Honda GX340)	245 lbs	680 000	800 gal. Kettle	4980 lbs
303 800	Piranha Roof cutter (Kohler CH20S)	340 lbs	801 000	Tear off ripper	62 lbs
304 000	Mini Cutter	165 lbs	801 500	Tear off ripper	50 lbs
320 000	Hydraulic roof remover	600 lbs	802 000	3-1/2" Scraper	7 lbs
330 000	Workhorse	325 lbs	803 000	7" Scraper 7"	9 lbs
330 500	Gravel spreader	110 lbs	804 000	Skimmer	6.5 lbs
330 700	Dump tray	90 lbs	806 000	Core cutter	3.5 lbs
332 000	Hydraulic Workhorse	660 lbs	807 000	16" Seam roller (heavy)	92 lbs
333 000	Wheels under Workhorse	325 lbs	808 000	18" Seam roller (full)	42 lbs
340 000	Predator	260 lbs	810 000	6" Seam roller (full)	16 lbs
350 000	Roof planer	230 lbs	820 000	Safety bucket handle	6.5 lbs
360 000	36" Sweeper (B & S 5.5 HP)	240 lbs	821 000	Safety bucket	8 lbs
370 000	36" Sweeper (Honda GX270)	385 lbs	822 000	Safety bucket with lid	10.5 lbs
372 000	Hydraulic Sweeper	525 lbs	825 000	Roof bracket (for 12)	39 lbs
380 000	Cyclone	125 lbs	850 000	Guard rail system	13.5 lbs
385 000	Primer sprayer	165 lbs	850 100	Guard rail clamp	6.5 lbs
391 000	Seam roller	110 lbs	850 200	Guard rail post	7 lbs
410 000	G41	1190 lbs	851 000	Safety base c/w post	20 lbs
410 000	G41 with bucket	1310 lbs	861 000	Hercules mobile anchoring system	1000 lbs
501 000	TT600 Hoist	420 lbs			
501 300	Fork	85 lbs			
501 450	Super gravel bucket	60 lbs			
501 480	Gravel bucket 800 lbs	105 lbs			
501 490	Gravel bucket 1600 lbs	170 lbs			



FOR MORE INFO
1-888-325-9953



LAST UPDATE : FEBRUARY 2014



GRIZZLY™
GRIZZLY EQUIPMENT
1-888-325-9953

THE MANUFACTURER RESERVES THE RIGHT TO CHANGE SPECIFICATIONS AND DESIGNS WITHOUT NOTICE.